

QL-1050
QL-1060N

Many label sizes and materials available



DANGER!

STANDARD PAPER LABELS

Our paper labels have a special top coat applied, making them more durable than standard paper labels.

REMOVABLE PAPER LABELS

Easily removed from the item leaving no adhesive residue or other marks.


PLASTIC FILM LABELS

An excellent solution for temporary signage and when paper labels are not strong enough. Use the tear resistant plastic film labels in areas of occasional moisture and abrasion. Available in white, yellow and clear.

DK-22606 | 62mm x 15.24mm



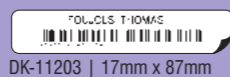
DK-11241 | 102mm x 152mm



DK-11209 | 29mm x 62mm



DK-11202 | 62mm x 100mm



DK-11203 | 17mm x 87mm



DK-11204
17mm x 54mm



DK-11208 | 38mm x 90mm



DK-11218
24mm Ø



DK11221
23mm x 23mm

Technical Information

Printer Hardware

Print Method	Thermal Line Printing
Maximum Label Width	102mm (4")
Maximum Print Height	98.6 mm
Maximum Label Length	3 metres (Windows) / 1 metre (non-Windows)
Print Resolution	300 dpi
Maximum Print Speed	110 mm / sec 69 labels/minute*
Cutter Sensor	Yes
Cover Open Sensor	Yes
Roll Size Detection	Yes
Interfaces	QL-1050: USB, Serial(RS-232C) QL-1060N: USB, Serial(RS-232C), 10/100 Base-TX Network
Dimensions	170mm(W) x 220mm(D) x 147.5mm(H)
Weight	1.7kg (without DK roll)
Power	Internal Switched Power Supply – 220V-240V AC
Total/User Memory	4MB/2MB
Print Head MTTF**	30km / 1300 die-cut rolls
Cutter MTTF**	150,000 cuts (continuous rolls) 300,000 cuts (die-cut rolls)

* Standard Address Labels ** (Figures calculated on Brother internal testing, no guarantees implied)

Included Accessories

- 2 x DK starter rolls comprising:
 - DK11241 40 large shipping labels (102mmx152mm)
 - DK22205 8m continuous paper tape roll (62mm x 8m)
- Label catch tray
- USB cable
- AC power cord
- CD-ROM (Software/Driver/User Guide)
- Quick start guide(for QL-1050)
- Setup & Operation Guide(for QL-1060N)
- Label supplies guide

Built-In Firmware

Command Types	Raster, Brother ESC/P, P-touch Template
Built in Fonts	Bit-map fonts: Helsinki, Brussels, Letter Gothic Bold, San Diego, Brougham Outline fonts: Helsinki, Brussels, Letter Gothic Bitmap fonts: 24dots, 32dots, 48dots Outline fonts: 33dots - 400dots (22sizes)
Character Size	Bold, Outline, Solid, Shadow, Italic, Vertical
Font Style	QL-1050: CODE39, CODE128, UCC/EAN-128(GS1-128), ITF(I-2/5), CODABAR(NW-7), UPC-A, UPC-E, EAN13(JAN13), EAN8
1D Barcode Support	QL-1060N: As QL-1050 plus GS1 DataBar(RSS), GS1 DataBar Omnidirectional, GS1 DataBar Truncated, GS1 DataBar Stacked, GS1 DataBar Stacked Omnidirectional, GS1 DataBar Limited, GS1 DataBar Expanded, GS1 DataBar Expanded Stacked
2D Barcode Support	QL-1050: PDF417(Standard, Truncated), QR Code (Model 1, Model 2, Micro), Data Matrix QL-1060N: PDF417(Standard, Truncate, Micro), QR Code (Model 1, Model 2, Micro), Data Matrix (ECC200 Square, ECC200 Rectangular), MaxiCode

Direct Connection & Brother ESC/P Template Support

Max Templates	99
Max Lines/Template	1,000
Character code set	Windows 1252 Western Europe Windows 1250 Eastern Europe Standard character code
Changeable Data	Text, Barcode
Object Rotation	Yes
Multiple line support	Yes
Horizontal text alignment	Yes
Text layout formatting	Shrink to Fit, Clip text, Long text, Automatic length, Free size
Cutter options	Auto cut (Including cut at any number of labels) Cut at end

System Requirements PC	
Operating System	QL-1050: Windows 2000 Pro / XP / Vista QL-1060N: Windows 200 Pro / XP / Vista / Windows Server 2003
Minimum CPU speed	As recommended by operating system specifications
Minimum Memory (RAM)	As recommended by operating system specifications
Hard Disk Free Space	70MB or more
Interface	QL-1050: USB 1.1 or later specification / RS-232 9 pin D-Sub QL-1060N: USB 1.1 or later specification / RS-232 9 pin D-Sub / 10/100 Base TX Wired Ethernet
Graphics Card	SVGA with minimum 16 bit colour depth
Other	CD-ROM drive for installation

System Requirements Mac	
Operating System	QL-1050: OS 10.1-10.4.7 (PowerPC) OS 10.4.4-10.4.7 (Intel) QL-1060N: OS 10.3.9-10.4.10
CPU	PowerPC or Intel
Hard Disk Free Space	100MB or more
Interface	QL-1050: USB 1.1 or later specification QL-1060N: USB 1.1 or later specification / 10/100 Base TX Wired Ethernet
Graphics Card	More than 256 colours
Other	CD-ROM drive for installation

Contact:

Brother International Europe Ltd
Brother House
1 Tame Street
Audenshaw
Manchester
M34 5JE

Tel: 0161 330 6531
Fax: 0161 931 2537

www.brother.eu

At your side.
brother

At your side.
brother

QL-1050 Professional Label Printer
QL-1060N Professional Network Label Printer



Always at your side

The QL-1050 and QL-1060N are the two flagship models in Brother's range of professional label printers, offering the ultimate flexibility for all your labelling requirements.



By using continuous label rolls and the built-in cutter, any length of label can be printed, from 25mm up to 3 metres in length.

Overview of features	QL-1050	QL-1060N
Print labels from 12mm up to 102mm (1/2" to 4") in width	✓	✓
Built-in durable, automatic cutter	✓	✓
300dpi printing resolution	✓	✓
110mm/second print speed	✓	✓
Self-cleaning print-head	✓	✓
Includes advanced label design software in the box	✓	✓
Built-in fonts, barcodes and ESC/P emulation for maximum compatibility with legacy systems.	✓	✓
Integrated USB 1.1 and RS-232 ports	✓	✓
Single user support	✓	✓
Multiple user support	X	✓
Built-in 10/100 Base-TX Network interface	X	✓
Remote label printer management & configuration via web browser	X	✓

Ideal for use in:

- Logistics and Warehousing
- Packaging Industry
- Hospitality & Events Management
- Medical & Healthcare sectors
- Manufacturing plants
- Production Facilities
- Offices

Perfect labels, every time

Our professional 4" / 102mm wide label printers have been designed to give maximum flexibility and labelling options, whatever the labelling requirement. USB and RS-232 serial ports come as standard to ensure that the machines can connect to most equipment, while the QL-1060N additionally offers a built-in network port with advanced web based management features.

And because the label rolls are designed exclusively to work with the Brother range of QL label printers, you are assured of the highest quality printing. All the rolls are supplied on a special roll guide, which ensures that the labels are installed correctly, making it impossible to load the labels upside down. The guide also ensures that each label is printed straight, whatever size of label you produce.



QL-1060N – Advanced networking as standard

The QL-1060N has the added advantage of a 10/100 Base TX-network port. This allows the printer to be located away from the PC, meaning it is easy to locate anywhere there is a network port in a building, so multiple users/computers can print to this single network printer. Alternatively, multiple QL-1060N label printers can be placed in various locations, and different print jobs sent to the required printer from the same computer.

The QL-1060N can be managed via any web browser on the network by connecting to the secure web server inside the label printer, enabling you to configure the network settings and other functions, and to also check the current status of the printer, such as if you have reached the end-of-roll, if the cover is open etc.


Label creation software

Brother supplies its label printing software in the box, at no additional cost. Three programs are included as standard, allowing you to choose the best program for your particular labelling application.

- A simple "Highlight, click and print" Add-In for popular Microsoft Office applications.
- Address Book program for storing addresses and printing shipping/postage labels.
- P-touch Editor is an advanced label design program specifically developed by Brother for its range of label printers. Many options are available, and the label you design will print out exactly the same as it appears on screen.

Some of the main features of P-touch Editor include:

- BARCODES** - All popular industry standard barcode protocols, including 2D barcodes are supported.
- DATABASE CONNECTION** - connect to data held in Microsoft Excel, Access or CSV files and print this data onto your labels one after another.
- CLIP ART/SYMBOLS** - Hundreds of clip-art images are included.
- GRAPHIC IMAGE IMPORT** - Support for jpg, bmp, tif and png files, enabling you to include your company logo or specialist symbols on your labels.



Label creation software

The Brother b-PAC Software Development Kit (SDK) is a label printing COM object library, and allows software engineers to integrate the Brother range of label printers within Windows® applications easily and efficiently, and is available free-of-charge from Brother. The following diagram illustrates how you can use the b-PAC SDK to create a name label.

