

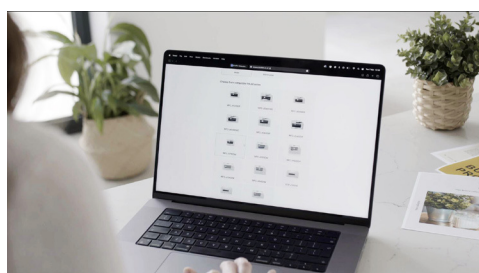
Meld je online aan voor EcoPro



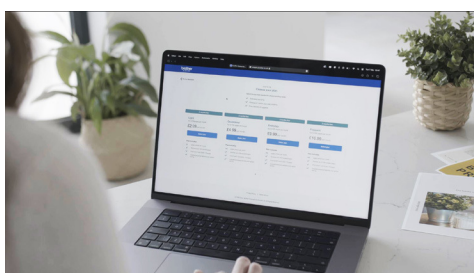
Online
www.brother.be/ecopro



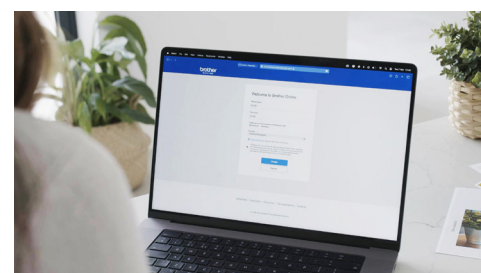
Of via de app
Brother Mobile Connect



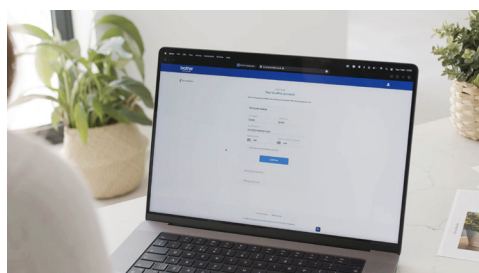
1. Selecteer het type & model van je printer



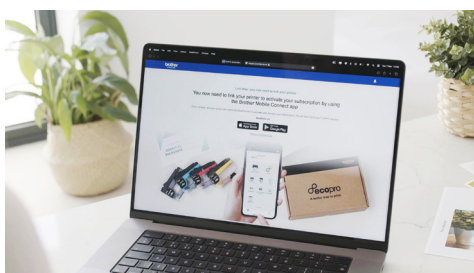
2. Selecteer een plan



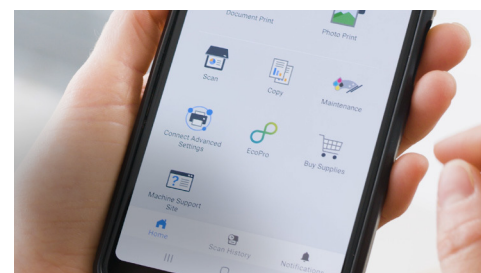
3. Maak een account aan




4. Vul je persoonlijke informatie in



5. Download de Brother Mobile Connect app en voeg je printer toe



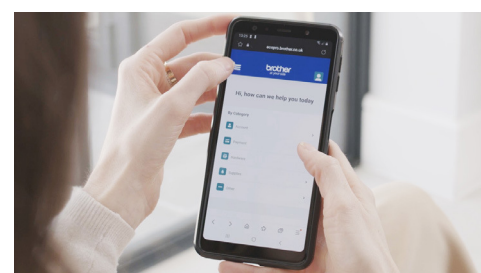
6. Tap op het EcoPro icoon om je printer te linken aan het abonnement




7. Je ontvangt weldra je EcoPro cartridges



8. Wanneer je de nieuwe cartridges installeert in de printer, gaat je abonnement automatisch van start



9. Beheer je lopende EcoPro abonnement



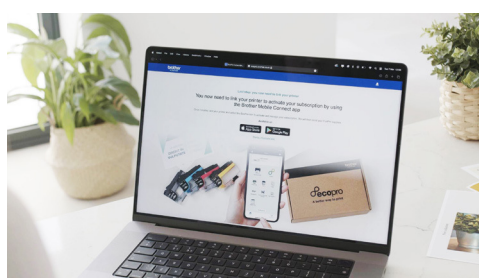
Meld je aan voor EcoPro via de Brother Mobile Connect app



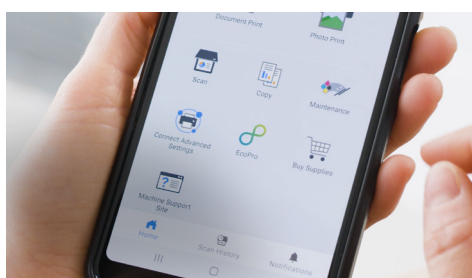
Online
www.brother.be/ecopro



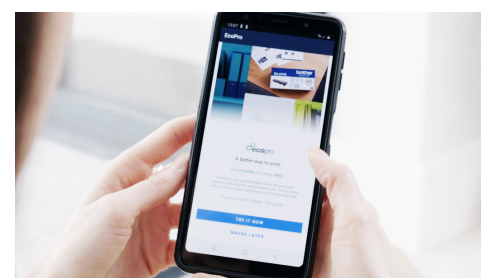
Of via de app
Brother Mobile Connect



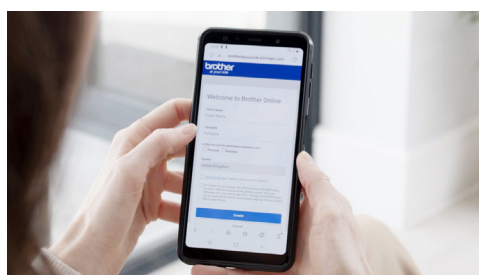
1. Download de Brother Mobile Connect app



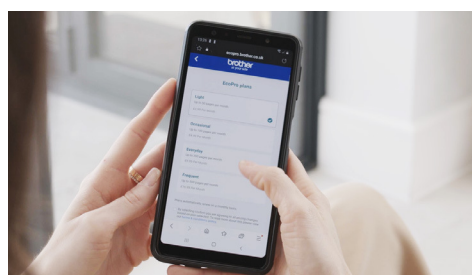
2. Tap op het EcoPro icoon



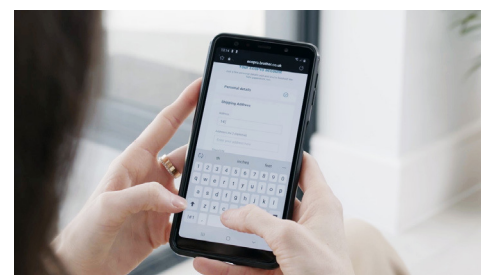
3. Selecteer 'Gratis proberen'



4. Maak een account aan



5. Selecteer een plan



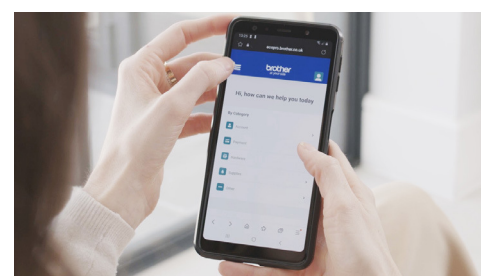
6. Vul je gegevens in om je aan te melden voor een EcoPro abonnement



7. Je ontvangt weldra je EcoPro cartridges



8. Wanneer je de nieuwe cartridges installeert in de printer, gaat je abonnement automatisch van start



9. Beheer je lopende EcoPro abonnement